



# **P R O C E S S   D O C U M E N T**

LORANCE HEYMAN  
0925438

## The work of Antoni Tàpies, 'Noir aux deux arcs beiges,' 1961

Tàpies was one of the most important artists within the matter-painting. This form of art is where you use different kind of materials than paint. He made strict, aesthetic works that looked like scratched and affected rockwalls.

Antoni Tàpies was a spanish painter, sculptor and art theorist. The first time he was ever introduced to contemporary art was when he entered secondary school in 1934, when he saw the magazine *d'ací i d'allà*. Tàpies studied law at the German school of Barcelona from 1943 the decided to focus on only painting, just 2 years later he began experimenting with more diverse materials.

'Noir aux deux arcs beiges,' was made in 1961. He used a linen cloth, oilpaint, sand and cement. Tàpies used paint as a matter and made thick layers of paint, sometimes he blended sand and cement with the paint. The result was big, and almost monochrome planes in black, grey and ochre that evoke the beauty of the old weathered walls behind which is a mysterious world.


I choose this painting because I became very curious about the title, what it actually meant. With that I mean the real story behind this work, because when you look at it seems just a black painting that is scratched at the top. It is totally not my style and that is why I thought it would be interesting to choose something different and see what comes from it.



John Franzen

Jaap Wagemaker

Visualisation



Franko B

Dimitris Tragkas

Malevich








# BLACK ON BLACK

Charlie Smith London



Frédéric Halbreich

Robert Ryman



Nathalie Van



WHITE ON  
WHITE





**Try outs reproduction**

These experiments were made with silicone, cement and various types of black paint

These are for the reproduction of the chosen item, the painting from Antoni Tàpies.







## Try outs transformation







## Statement Research

*What is my position of where my specific "craft" lies in relation to newer technology?*

Matter art (Materieschilderkunst), was a art flow that started in the informal art that started end 1950's. The flow was international and its purpose was to make a bridge between traditional art and spacial sculptures. You can notice these art works by the following characteristics: relief surface, complex texture, materials you normally wouldn't use and combine like sand, cement and jute etc. Important artists were Antoni Tàpies, Bram Bogart, Jean Dubuffet and Jaap Wagemaker for instance.

I believe that I used this craft to come out of my usual traditional or abstract flow. I like to be in control of everything I do and with this way of painting you almost don't have control because you don't know what the unusual materials will do. I found this very interesting, I used different kinds of paint on cement and silicone and they all reacted differently on the canvas. The one didn't stick onto the silicone because it was not rough enough and also because I used not paintable silicone. Which is in fact paintable with a matt spraypaint from Spectrum.

I always have been sceptical about newer technology, hence why I don't use it that much. I do use it for doing research, reading articles, finding visual research and some programs but my skills aren't that great. I started using photoshop for one of the assignments and I have to say it was a pain in the ass to figure out how it works. But in the end, the result I created was alright for just the first time doing this. I wish I pushed myself to do more research on newer technology I could've used to complete one of my ideas, to work with Revit or Rhino. This is what makes my position a bit in the middle but more towards handcraft than newer technology. It is not that I don't like it but it takes a while to learn and understand the programs I needed to use, something I have to get over with and start doing.



## Reflection

I'm a bit satisfied with what I have done. I really enjoyed making the try outs for the reproduction, first I didn't know what to do. I just sat down and started painting and ended up with 13 different kinds and a final one. I learned to be free and to enjoy it, that a 'failed' piece is also proces. For the transformation one I would have liked to do more, but my technology skills in programs aren't there yet. I struggled alot with photoshop to make what I did, I learned alot from tutorials though. I wish I had more time to finish my ideas up in revit, sketchup or rhino I think then I would have been more satisfied.

I connected the project to make most try outs by hand, this is something I enjoyed to do more than to sit behind a computer and work in photshop. The research was quite helpfull to figure out what I wanted to do. At first I had no clue but after doing research and trying out stuff I found something that worked and used that for the final works. It is relevant in a way because they relate to what I have done and wanted to create.

## Connection group

Daphne: Suprising element, experience, sensation, interaction, mystery, touch

Nilou: Discovery, suprising, more things appear, timing, mystery, revolution

Loriel: Relief of the painting, layers of paint, going through the painting, VR

Lara: Sensation, smell, vision, triggering, texture, mystery

Rebecca: Texture, depth, time based, layers, full experience, aesthetical, fragtal

Lorance: Black over black, layers, texture, 3d, curiosity, mystery

Jaycey: ..

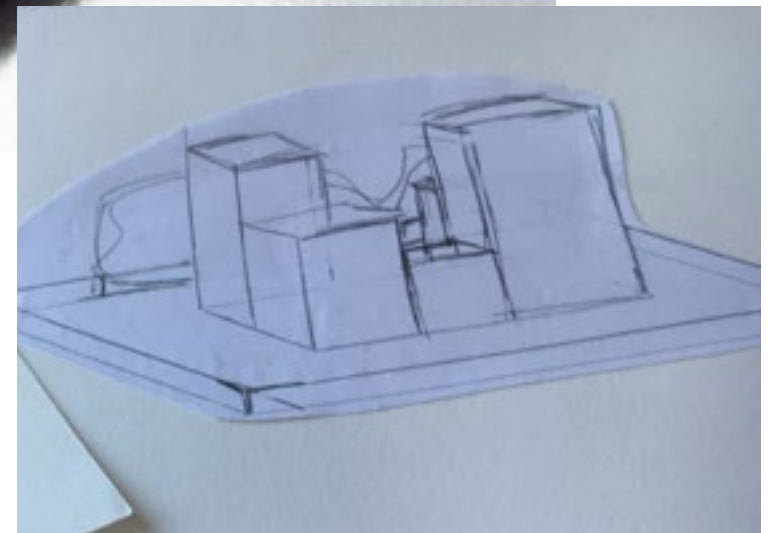
Our location: doka

## Transformation

I wanted to bring the painting alive. In order to do that I had to make it 3D in my imagination. It is a visualisation from the painting how it could look like in 3D on a phone screen. I used photoshop for this, something I lack alot of skills in, but it didn't turn out how I wanted it to look like.

My final idea was to bring the painting alive by making it an architectual building. Immediatly when I looked at this painting and thought about the transformation I noticed some kind of building in it. I tried to recreate that feeling on the iPhone but it doesn't meet my satisfaction yet. The drawing shows the idea I had.

If this would've worked I see other artists working in there, or living there. Selling their art, showing it in exhibitions.





## Reproduction

I wanted to copy the feeling I got from looking at the painting from Antoni Tàpies. The emotions that came to me were curiosity, wanting to know the story behind this incredible painting, the texture he choose to make and the suprising but also a kind of mysterious feeling that it gives away.

‘Noir aux deux arcs beiges,’ You can clearly see the beige arcs in the painting, but it brings up your imagination what it could mean. There is no full story to be found about it, so you will have to fill in that blank yourself. The texture fasinated me, it is so simple but yet so complex because of the feeling it brings you.

For my reproduction of ‘Noir aux deux arcs beiges,’ I tried to copy the feeling. The curiosity, the mysterious vibe and texture; you need to fill in my blanks about the story about my version.